

Kentucky High School Athletic Association

Memorandum

To: Superintendent, Principal, and Athletic Director

From: Brigid L. DeVries, Commissioner


Date: August 8, 2002

Subject: 2001-2002 Annual Report Forms Submission

School: George Rogers Clark High School

Enclosed please find a copy of Form T-65, The 2001-2002 Annual Report Forms Checklist. In addition, you may find an attachment with corrected copies of the forms submitted by your school personnel. Please review this information so the forms can be completed accurately in the future. Also, KHSAA Audit Staff may have requested a re-submission of some of the 2001-2002 Annual Report Forms or need additional information on your athletic programs. Please submit this information by the date requested if this is applicable. Copies and all KHSAA Title IX documents must be kept current and included in your permanent Title IX File at the school. All documents are subject to Open Records Requests.

Should you need any further information, please do not hesitate to call anytime.



Memo

To: KHSAA Member School Superintendents, Principals, and Athletic Directors

From: Brigid L. DeVries, Commissioner

Date: July 29, 2002

Re: 2002 Title IX Forms Submission

| | | | |
|--------|---------------------|-------------|----------------|
| School | George Rogers Clark | Reviewed by | Martha Mullins |
|--------|---------------------|-------------|----------------|

The following is a status report regarding the required 2001 - 2002 Title IX submission of forms due in to the KHSAA office by April 15, 2002. Appropriate audit personnel have reviewed these forms and the following is a summary of this review.

I. Checklist of Forms properly submitted in a satisfactory manner:

| | | | |
|-------------------------------------|-------------------------------|-------------------------------------|--|
| <input checked="" type="checkbox"/> | GE 19 (Annual Verification) | | T-35 (Budget Expenses) |
| | T-1 (Summary Program Chart 1) | | T-36 (Budget Expenses) |
| <input checked="" type="checkbox"/> | T-2 (Summary Program Chart 2) | <input checked="" type="checkbox"/> | T-41 (Checklist – Overall Interscholastic Program) |
| | T-3 (Summary Program Chart 3) | | T-60 (Corrective Action Plan) |
| <input checked="" type="checkbox"/> | T-4 (Summary Program Chart 4) | <input checked="" type="checkbox"/> | T-63 (Interscholastic Survey Results) |

II. Status

| | | |
|----|-------------------------------------|--|
| A. | | 2001 – 2002 Forms are satisfactory and no further information or action is necessary at this time. |
| B. | <input checked="" type="checkbox"/> | Errors have been noted with respect to the following forms and corrected copies are being returned to you for placement in your Title IX file to ensure proper submission in the future. Form T-1 and T-3 (see attached). |
| C. | | The following forms were omitted and must be submitted by school representatives. |
| D. | <input checked="" type="checkbox"/> | Other Recommendation and Comments: It is recommended that a meeting of the Gender Equity Review Committee be held in each of the three sports seasons (fall, winter, and spring). It is recommended that in the future, grades 8-11 rather than 9-12 be administered the Interscholastic Athletics Survey (Form T-63). The Corrective Action Plan (Form T-60) should address the program deficiencies reflected on Form T-41. Please resubmit Form T-60 by October 1, 2002 . Since the athletics program did not pass any of the opportunities for participation tests, the resubmitted Form T-60 should include how the school plans to address this issue. |

**ACCOMMODATION OF INTERESTS AND ABILITIES
SUMMARY PROGRAM CHART 1**

Participation Opportunities Test One

| | | (Column 1) | (Column 2) | (Column 3) | (Column 4) |
|-------|---------|------------|--------------------------------|--|-----------------------------------|
| | Program | Enrollment | Percentage of Total Enrollment | Number of Interscholastic Participants (double and triple count) | Percentage of Total Participation |
| Row 1 | GIRLS | 670 | 48.6% | 139 | 35% |
| Row 2 | BOYS | 709 | 51.4% | 258 | 65% |
| Row 3 | Totals | 1379 | 100% | 397 | 100% |

Instructions:

*Number of 8th grade students & below used in Column 4 calculations if applicable: 5

- Determine the total number of girls enrolled, (place in Row 1, Column 1). Determine the total number of boys enrolled, (place in Row 2, Column 1).
- Add the total number of girls and boys enrolled to determine total enrollment, (place in Row 3, Column 1).
- Calculate the percentage of total enrollment that is female. (Divide Row 1, Column 1 by row 3, Column 1 and place in Row 1, Column 2.) Calculate the percentage of total enrollment that is male. (Divide Row 2, Column 1 by Row 3, Column 1 and place in Row 2, Column 2.) Note: Row 1, Column 2 plus Row 2, Column 2 should total 100%.
- Ask the head coaches to review the most updated eligibility or squad lists for their teams. Ask coaches to confirm the names of those individuals who are on the team as of the first date of competition, and cross out the names of those who were cut from the team or quit the team prior to the first competitive event. Determine the total number of interscholastic athletics participants that are girls, (and place in Row 1, Column 3). In order to determine the total number of athletics participants, an individual should be counted each time he or she participates on a team. For example, if Jane Doe competes on the varsity volleyball team, the junior varsity volleyball team, the junior varsity basketball team, and the varsity softball team, she should be counted as four participants (**do not include club or intramural sports participants, cheerleaders, dance teams, or pom squads**). Calculate the same way for boys and girls. * In addition, should 8th grade students and below play on a Freshman, Junior Varsity, or Varsity team, they should also be counted for each team and sport on which they participate. If applicable, please asterisk the above notation as to how many 8th grade students & below are included. Using the same procedure, determine the total number of interscholastic athletic participants that are boys, (and place in Row 2, Column 3). Add Row 1, Column 3 plus Row 2, Column 3 to get total participants and place in Row 3, Column 3.
- Calculate the percentage of female participation. (Row 1, Column 3 divided by Row 3, Column 3 and place in Row 1, Column 4.) Calculate the percentage of male participation. (Row 2, Column 3 divided by Row 3, Column 3 and place in Row 2, Column 4.) Note: Row 1, Column 4 plus Row 2, Column 4 should total 100%.

Note: While being within three percent is not a formal compliance standard; if the percent listed in Row 1, Column 4 is within 3% of Row 1, Column 2, then it provides a good target within which compliance is likely.

Principal's Signature: [Signature] Date: 4/12/02

2001-2002
ACCOMMODATION OF INTERESTS AND ABILITIES
SUMMARY PROGRAM CHART 3

Participation Opportunities Test Three

For any question answered "YES" identify the respective sport(s).

| | GIRLS (Yes / No) | | BOYS (Yes / No) |
|--|---------------------|--|--------------------|
| 1. Is there an intramural team offered in a sport not now available in the interscholastic athletics program? (YES or NO) | No | | No |
| 2. For a sport <u>not</u> currently offered, is there sufficient interest to form a viable interscholastic team based on participation on an intramural team or community recreation teams? (YES or NO) | No | | No |
| 3. For a sport <u>not</u> currently offered, is there sufficient interest to form a viable interscholastic team with the interscholastic survey. | Yes | | No |
| 4. For a sport currently offered, is there interest to form a viable team for a junior varsity, freshman, or other intramural level that is not currently offered? (YES or NO) | No | | No |
| 5. If you answered YES to question (1), (2), (3) or (4), are there enough high schools in your geographic area offering the sport (at the appropriate level) to allow for the development of a reasonable schedule of competition. (YES or NO) | Yes | | No |

Principal's Signature:

[Handwritten Signature]

Date:

4/12/02

2001-2002

KHSA
Form T
REV. 07/01

BUDGETED AND ACTUAL EXPENDITURES - PROGRAM COMPARISON CHART 2
TO INCLUDE BOOSTER CLUB FUNDING

| Teams | equipment and supplies | | travel | | awards | | coaches' salaries (to include supplemental and extended employment) | | facilities improvements | | publications (if sport-specific) | |
|----------------|------------------------|---|--------|---|--------|---|---|---|-------------------------|---|----------------------------------|---------------------|
| | B | E | B | E | B | E | B | E | B | E | B | E |
| G track | 500 | | | | 100 | | 815 | | | | | |
| B track | 500 | | | | 100 | | 815 | | | | | |
| G tennis | 680 | | | | 75 | | 815 | | | | | |
| B tennis | 680 | | | | 75 | | 815 | | | | | |
| G volleyball | | | | | | | | | | | | |
| B wrestling | | | | | | | | | | | | |
| G (list sport) | | | | | | | | | | | | |
| B (football) | 7,245 | | | | 250 | | 24,184 | | 6,000 | | 50 | KEY CHAIN SCHEDULES |
| G (list sport) | | | | | | | | | | | | |
| B (list sport) | | | | | | | | | | | | |

"B" is for budgeted dollar amounts and "E" is for actual dollar expenditures. Expenditures should include items provided by third parties such as Booster Clubs.

Principal's Signature: *[Signature]* Date: 4/12/02

2001-2002

BUDGETED AND ACTUAL EXPENDITURES - PROGRAM COMPARISON CHART
TO INCLUDE BOOSTER CLUB FUNDING

Handwritten notes:
Kathleen's notes
G = 35%
B = 65%
Emmanuel's notes
G = 49%
B = 51%

| | equipment and supplies | | travel | | awards | | coaches' salaries (to include supplemental and extended employment) | | facilities improvements | | publications (if sport-specific) | |
|-----------------|------------------------|---|--------|---|--------|---|---|---|-------------------------|---|----------------------------------|---|
| | B | E | B | E | B | E | B | E | B | E | B | E |
| G basketball | 4,340 | | | | 250 | | 15,235 | | 1,000 | | 50 | |
| B basketball | 5,165 | | | | 250 | | 15,521 | | 3,000 | | 50 | |
| G softball | 2,811 | | | | 125 | | 5,191 | | 1,000 | | 50 | |
| B baseball | 4,000 | | | | 125 | | 5,191 | | 16,000 | | 50 | |
| G cross country | | | | | | | | | | | | |
| B cross country | | | | | | | | | | | | |
| G golf | 1,536 | | | | 400 | | 815 | | | | 50 | |
| B golf | 3,390 | | | | 600 | | 815 | | | | 50 | |
| G soccer | 2,800 | | | | 150 | | 5,867 | | 600 | | 50 | |
| B soccer | 3,349 | | | | 150 | | 6,975 | | 600 | | 50 | |
| G swimming | | | | | | | | | | | | |
| B swimming | | | | | | | | | | | | |


Handwritten notes:
G = 200 (44%)
B = 250 (56%)
G = 3,600 (99%)
B = 25,000 (91%)
G = 970 (35%)
B = 1,550 (61%)
G = 28,738 (55%)
B = 54,316 (61%)
G = 28,200
B = 28,200
Date: 4/12/02

Principal's Signature: *[Signature]*
Booster Clubs: 36,976
Date: 4/12/02

Handwritten notes:
Total (30%)
G = 45,195
B = 106,065 (70%)

Kentucky High School Athletic Association

To: Superintendent, Principal, and Athletic Director

From: Louis Stout, Commissioner 
Brigid L. DeVries, Executive Assistant Commissioner

Date: April 17, 2002



Subject: Review of 2001-2002 Title IX Forms

School: George Rogers Clark High School

The KHSAA Audit Staff has received your submission of the 2001-2002 KHSAA required Title IX forms.

The information will be reviewed by appropriate Title IX Audit Staff and you will be notified if any additional information is necessary.

Remember your permanent Title IX file at the school must be kept current with information pertaining to your athletics program. Copies of the 2001-2002 KHSAA required documents must be kept as part of this file and are subject to Open Records Requests.

If we could be of further assistance, please do not hesitate to call anytime.

APR 15 2002



2001-2002 KENTUCKY HIGH SCHOOL ATHLETIC ASSOCIATION ANNUAL VERIFICATION OF TITLE IX PROCEDURES

(To be submitted by April 15, 2002 along with other required forms)

The George Rogers Clark High School, Winchester, Kentucky
(Name of High School) (City)

certifies to the Kentucky High School Athletic Association that the following is an accurate and true representation of the facts surrounding compliance with Title 20, U.S.C. Titles 1681-1688, et. Seq. (also known as Title IX)

I certify the following provisions in accordance with records at the school contained in the permanent Title IX file, and to the best of my knowledge have completed the following tasks. (All boxes must be checked)

Established a gender equity committee at the high school. (list committee personnel and provide attachment if necessary)

| Name | Address | Phone | Title |
|-----------------|--|---------------|------------------------|
| Mike Henderson | 620 Boone Ave. Winchester, KY. 40391 | (859)744-6111 | Principal |
| Dwain Gay | 620 Boone Ave. Winchester, KY. 40391 | (859)744-6111 | Teacher |
| Kelli Catron | 620 Boone Ave. Winchester, KY. 40391 | (859)744-6111 | Teacher |
| Patricia Fraley | 620 Boone Ave. Winchester, KY. 40391 | (859)744-6111 | Teacher |
| Jackie McCloud | 620 Boone Ave. Winchester, KY. 40391 | (859)744-6111 | Athletic Director |
| Jonda Tippins | 620 Boone Ave. Winchester, KY. 40391 | (859)744-6111 | Parent |
| Conard Young | 1600 W. Lexington Ave. Winchester, KY. 40391 | (859)744-4545 | District Administrator |

Scheduled a minimum of three meetings during the 2001-2002 school year on the following dates:

January 16, 2002
February 27, 2002
April 30, 2002

Designated the following person(s) as the Title IX coordinator for the school/district:

Conard Young District Administrator 1600 W. Lexington Ave. (859)744-4545
Name Title Address Winchester, KY Phone

School personnel are continuing to make periodic reviews of the boys and girls athletics program reflected in the Corrective Action Plan.

In addition to the above information, the above referenced school maintains a complete permanent file relative to Title IX records including copies of the self-assessment audit, all corrective action plans, and other related materials.

[Signature]
Principal's Signature

4/12 20 02
Date

[Signature]
Superintendent Signature

[Signature]
School Board Chairpersons' Signature

(Send original copy to KHSAA - Maintain duplicate in Title IX school folder)

2001-2002
ACCOMMODATION OF INTERESTS AND ABILITIES
SUMMARY PROGRAM CHART 1

KHSAA
 Form T1
 Rev. 07/01

Participation Opportunities Test One

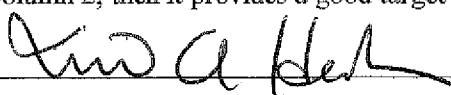
| | | (Column 1) | (Column 2) | (Column 3) | (Column 4) |
|-------|---------|------------|--------------------------------|--|-----------------------------------|
| | Program | Enrollment | Percentage of Total Enrollment | Number of Interscholastic Participants (double and triple count) | Percentage of Total Participation |
| Row 1 | GIRLS | 670 | 48.6% | 139 | 35% |
| Row 2 | BOYS | 709 | 51.4% | 258 | 65% |
| Row 3 | Totals | 1379 | 100% | | 100% |

Instructions:

*Number of 8th grade students & below used in Column 4 calculations if applicable: 5

- Determine the total number of girls enrolled, (place in Row 1, Column 1). Determine the total number of boys enrolled, (place in Row 2, Column 1).
- Add the total number of girls and boys enrolled to determine total enrollment, (place in Row 3, Column 1).
- Calculate the percentage of total enrollment that is female. (Divide Row 1, Column 1 by row 3, Column 1 and place in Row 1, Column 2.) Calculate the percentage of total enrollment that is male. (Divide Row 2, Column 1 by Row 3, Column 1 and place in Row 2, Column 2.) Note: Row 1, Column 2 plus Row 2, Column 2 should total 100%.
- Ask the head coaches to review the most updated eligibility or squad lists for their teams. Ask coaches to confirm the names of those individuals who are on the team as of the first **date of competition**, and cross out the names of those who were cut from the team or quit the team prior to the first competitive event. Determine the total number of interscholastic athletics participants that are girls, (and place in Row 1, Column 3). In order to determine the total number of athletics participants, an individual should be counted each time he or she participates on a team. For example, if Jane Doe competes on the varsity volleyball team, the junior varsity volleyball team, the junior varsity basketball team, and the varsity softball team, she should be counted as four participants (**do not include club or intramural sports participants, cheerleaders, dance teams, or pom squads**). Calculate the same way for boys and girls. * In addition, should 8th grade students and below play on a Freshman, Junior Varsity, or Varsity team, they should also be counted for each team and sport on which they participate. If applicable, please asterisk the above notation as to how many 8th grade students & below are included. Using the same procedure, determine the total number of interscholastic athletic participants that are boys, (and place in Row 2, Column 3). Add Row 1, Column 3 plus Row 2, Column 3 to get total participants and place in Row 3, Column 3.
- Calculate the percentage of female participation. (Row 1, Column 3 divided by Row 3, Column 3 and place in Row 1, Column 4.) Calculate the percentage of male participation. (Row 2, Column 3 divided by Row 3, Column 3 and place in Row 2, Column 4.) Note: Row 1, Column 4 plus Row 2, Column 4 should total 100%.

Note: While being within three percent is not a formal compliance standard; if the percent listed in Row 1, Column 4 is within 3% of Row 1, Column 2, then it provides a good target within which compliance is likely.

Principal's Signature:  Date: 4/12/02

2001-2002
ACCOMMODATION OF INTERESTS AND ABILITIES
SUMMARY PROGRAM CHART 2

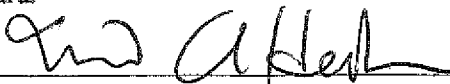
KHSAA
 Form T2
 Rev. 07/01

Participation Opportunities Test Two

| | | | Column 1 | Column 2 | Column 3 | Column 4 | Column 5 |
|---------|-------|----------|-----------------------------------|------------------------|--|---|---|
| Program | | | Number of Teams Currently Offered | Number of Participants | Number of Teams Added in Last Five Years | Number of Participants Added in Last Five Years | Percent of Total Participation By Sex Added in Last 5 Years |
| GIRLS | Row 1 | varsity: | 6 | 73 | 0 | 0 | 0 |
| | Row 2 | j.v.: | 3 | 41 | 0 | 0 | 0 |
| | Row 3 | frosh: | 2 | 25 | 0 | 0 | 0 |
| | Row 4 | total: | 11 | 139 | 0 | 0 | 0 |
| BOYS | Row 5 | varsity: | 7 | 140 | 0 | 0 | 0 |
| | Row 6 | j.v.: | 4 | 75 | 0 | 0 | 0 |
| | Row 7 | frosh: | 2 | 43 | 0 | 0 | 0 |
| | Row 8 | total: | 12 | 258 | 0 | 0 | 0 |

- 1) List the number of interscholastic teams offered for girls and boys at each competitive level (for example, varsity, junior varsity, and freshman levels). Total each of the entries in Column 1 into Row 4, Column 1 and Row 8, Column 1.
- 2) List the number of interscholastic teams that have been added in the last five years at each competitive level. Total each of the entries in Column 3 into Row 4, Column 3 and Row 8, Column 3.
- 3) List the number of participants that are currently on each level of the teams that were added in the last five years. Total each of the entries in Column 2 into Row 4, Column 2 for girls and Row 8, Column 2 for boys. If a team was added previously but no longer exists, there are no current participants to be added for that team.
- 4) List the number of participants added in the last 5 years. Total each of the entries made in Column 4 into Row 4, Column 4 for girls and Row 8, Column 4 for boys.
- 5) Calculate the percentage of participants that have been added in the last five years (Column 4 divided by Column 2 on each line). For example, if girls' varsity soccer (22 participants), junior varsity soccer (18 participants), junior varsity golf (8 participants), and freshman softball (15 participants) have been added in the last five years, then 63 participation opportunities have been added for girls. If the total number of female participants in the program is 96 (taken from Form T-1, Row 1, Column 3), then 65.6% of the current opportunities (63 of 96) have been added in the last five years. Perform similar calculations for male participants.

Note: If the percentage of current participants added in the last five years is 25% or greater, compliance with test two may be possible. If less than 25%, then compliance with test three should be analyzed. **CAUTION:** 25% is not a formal compliance standard.

Principal's Signature:  Date: 4/12/02

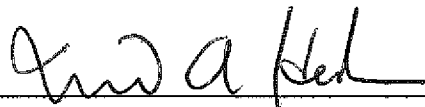
2001-2002
ACCOMMODATION OF INTERESTS AND ABILITIES
SUMMARY PROGRAM CHART 3

KHSAA
 Form T3
 Rev. 07/01

Participation Opportunities Test Three

For any question answered "YES" identify the respective sport(s).

| | GIRLS (Yes / No) | | BOYS (Yes / No) |
|--|---------------------|--|--------------------|
| 1. Is there an intramural team offered in a sport not now available in the interscholastic athletics program? (YES or NO) | No | | No |
| 2. For a sport <u>not</u> currently offered, is there sufficient interest to form a viable interscholastic team based on participation on an intramural team or community recreation teams? (YES or NO) | No | | No |
| 3. For a sport <u>not</u> currently offered, is there sufficient interest to form a viable interscholastic team with the interscholastic survey. | Yes | | No |
| 4. For a sport currently offered, is there interest to form a viable team for a junior varsity, freshman, or other intramural level that is not currently offered? (YES or NO) | No | | No |
| 5. If you answered YES to question (1), (2), (3) or (4), are there enough high schools in your geographic area offering the sport (at the appropriate level) to allow for the development of a reasonable schedule of competition. (YES or NO) | Yes | | No |

Principal's Signature:  Date: 4/12/02

2001-2002
ACCOMMODATION OF INTERESTS AND ABILITIES
SUMMARY PROGRAM CHART 4

KHSAA
 Form T4
 Rev. 07/01


Levels of Competition Test One

| | | (Column 1) | (Column 2) |
|--------|--|------------|------------|
| | Team Levels | GIRLS | BOYS |
| Row 1 | Total Number of Athletics Participants in All Levels | 139 | 258 |
| Row 2 | Number of Varsity Teams Offered | 6 | 7 |
| Row 3 | Number of Participants on all Varsity Teams | 73 | 140 |
| Row 4 | Percentage of Total Varsity Participants By Sex | 53% | 54% |
| Row 5 | Number of Junior Varsity Teams Offered | 3 | 4 |
| Row 6 | Number of Participants on all Junior Varsity Teams | 41 | 75 |
| Row 7 | Percentage of Total Junior Varsity Participants By Sex | 29% | 29% |
| Row 8 | Number of Freshman Teams Offered | 2 | 2 |
| Row 9 | Numbers of Participants on all Freshman Teams | 25 | 43 |
| Row 10 | Percentage of Total Freshman Participants By Sex | 18% | 17% |

- 1) Copy the number entered on Form T1, Row 1, Column 3 and place on Row 1, column 1 of this form.
- 2) Copy the number entered on Form T1, Row 2, Column 3 and place on Row 1, column 2 of this form.
- 3) List the number of teams at the varsity, junior varsity, and freshman levels for boys and girls (Rows #2,5,8) and place in the proper boxes in columns 1 and 2.
- 4) List the number of teams at the varsity, junior varsity, and freshman levels for boys and girls (Rows #3,6,9) and place in the proper boxes in columns 1 and 2.
- 5) Calculate the percentage of female and male participants at each level. (Rows #4,7,10)
 - Divide Row 3, Column 1 by Row 1, Column 1, and place the percentage in Row 4, Column 1.
 - Divide Row 3, Column 2 by Row 1, Column 2, and place the percentage in Row 4, Column 2.
 - Divide Row 6, Column 1 by Row 1, Column 1, and place the percentage in Row 7, Column 1.
 - Divide Row 6, Column 2 by Row 1, Column 2, and place the percentage in Row 7, Column 2.
 - Divide Row 9, Column 1 by Row 1, Column 1, and place the percentage in Row 10, Column 1.
 - Divide Row 9, Column 2 by Row 1, Column 2, and place the percentage in Row 10, Column 2.

Principal's Signature: _____

Date: _____

 4/12/02

Participation letter
 G = 3590
 B = 6590

miscellaneous notes
 G = 4990
 B = 5790

2001-2002

**BUDGETED AND ACTUAL EXPENDITURES - PROGRAM COMPARISON CHART
 TO INCLUDE BOOSTER CLUB FUNDING**

| | equipment and supplies | | travel | | awards | | coaches' salaries (to include supplemental and extended employment) | | facilities improvements | | publications (if sport-specific) | |
|-----------------|------------------------|---|--------|---|--------|---|---|---|-------------------------|---|----------------------------------|---------------------|
| | B | E | B | E | B | E | B | E | B | E | B | E |
| G basketball | 4,340 | | | | 250 | | 15,235 | | 1,000 | | 50 | KEY CHAIN SCHEDULES |
| B basketball | 5,165 | | | | 250 | | 15,521 | | 3,000 | | 50 | |
| G softball | 2,811 | | | | 125 | | 5,191 | | 1,000 | | 50 | |
| B baseball | 4,000 | | | | 125 | | 5,191 | | 16,000 | | 50 | |
| G cross country | | | | | | | | | | | | |
| B cross country | | | | | | | | | | | | |
| G golf | 1,536 | | | | 400 | | 815 | | | | 50 | KEY CHAIN SCHEDULES |
| B golf | 3,390 | | | | 600 | | 815 | | | | 50 | |
| G soccer | 2,800 | | | | 150 | | 5,867 | | 600 | | 50 | |
| B soccer | 3,349 | | | | 150 | | 6,975 | | 600 | | 50 | |
| G swimming | | | | | | | | | | | | |
| B swimming | | | | | | | | | | | | |

(39%) G = 12,667
 (65%) B = 24,329

(35%) G = 990
 (61%) B = 1,550

(35%) G = 28,738
 (45%) B = 54,316

(44%) G = 2,600 (99%)
 (56%) B = 25,600 (91%)

"B" is for budgeted dollar amounts and "E" is for actual dollar expenditures. Expenditures should include items provided by third parties such as Booster Clubs.

36,976

2,540

85,054

28,200

G = 200 (44%)
 B = 250 (56%)

Principal's Signature: *[Signature]*

Date: 4/12/02

Total
 G = 45,195 (30%)
 B = 106,045 (70%)

**2001-2002
BUDGETED AND ACTUAL EXPENDITURES - PROGRAM COMPARISON CHART 2
TO INCLUDE BOOSTER CLUB FUNDING**

| Teams | equipment and supplies | | travel | | awards | | coaches' salaries (to include supplemental and extended employment) | | facilities improvements | | publications (if sport-specific) | |
|----------------|------------------------|---|--------|---|--------|---|---|---|-------------------------|---|----------------------------------|---------------------|
| | B | E | B | E | B | E | B | E | B | E | B | E |
| G track | 500 | | | | 100 | | 815 | | | | | |
| B track | 500 | | | | 100 | | 815 | | | | | |
| G tennis | 680 | | | | 75 | | 815 | | | | | |
| B tennis | 680 | | | | 75 | | 815 | | | | | |
| G volleyball | | | | | | | | | | | | |
| B wrestling | | | | | | | | | | | | |
| G (list sport) | | | | | | | | | | | | |
| B (football) | 7,245 | | | | 250 | | 24,184 | | 6,000 | | 50 | KEY CHAIN SCHEDULES |
| G (list sport) | | | | | | | | | | | | |
| B (list sport) | | | | | | | | | | | | |

"B" is for budgeted dollar amounts and "E" is for actual dollar expenditures. Expenditures should include items provided by third parties such as Booster Clubs.


Principal's Signature: *[Signature]* Date: 4/12/02

2001-2002 KHSAA TITLE IX ATHLETICS AUDIT

KHSAA
Form T41
Rev. 07/01

Checklist - Overall Interscholastic Athletics Program

| Areas of Compliance | ADVANTAGE TO (Respond based on Internal Evaluation by checking the appropriate column.) | | |
|---|--|---------------|-----------------|
| | GIRLS' PROGRAM | BOYS' PROGRAM | NEITHER PROGRAM |
| BENEFITS | | | |
| Equipment and Supplies | | ✓ | |
| Scheduling of Games and Practice Time | | | ✓ |
| Travel and Per Diem Allowances | | | ✓ |
| Coaching | | ✓ | |
| Locker Rooms, Practice and Competitive Facilities | | | ✓ |
| Medical and Training Facilities and Services | | | ✓ |
| Publicity | | | ✓ |
| Support Services | | | N/A |
| Athletic Scholarships | | | N/A |
| Tutoring | | | N/A |
| Housing and Dining Facilities and Services | | | N/A |
| Recruitment of Student Athletes | | | N/A |

Principal's Signature:  Date: 4/12/02

School Name: George Rogers Clark HS 2001-2002
 School Year: 2001-2002 TITLE IX
 Principal's Signature: [Signature] CORRECTIVE ACTION PLAN
 Date: 4/12/02

To complete this form, indicate the intended area, which needs corrective action, the suggested change and timetable for implementation. You may copy this form as needed. Please attach corrective action plans along with audit forms and submit by April 15, 2002.

| ITEMS FOR CORRECTION | SUGGESTED CHANGE | TIME TABLE FOR CORRECTIVE ACTION |
|---------------------------------------|---|--|
| Participation Opportunities for Women | Interscholastic Volleyball | Fall 2002 |
| Financial Support-Booster Clubs | Develop Guidelines for Booster Club Spending | Spring 2002 – Develop Guidelines Summer 2002 – Provide Guidelines to Booster Clubs 2002-2003 School Year – Implement Booster Spending Guidelines |

- An explanation (status report) is needed for all areas identified previously as items for correction as well as all areas currently identified as items for correction. This form shall be typed.

Principal's Signature: [Signature] Date: 4/12/02

CORRECTIVE ACTION PLAN STATUS REPORT

WOMEN'S VOLLEYBALL – A Women's volleyball coach was hired during the summer of 2001. Volleyball practices and clinics were held throughout the fall and several women participated. The volleyball coach resigned in the spring and we could not have the spring intramural program. We plan to hire a volleyball coach early this summer and compete interscholastically during the fall of 2002.

PUBLICITY – The band performed for equal numbers of boys and girls' games and will continue to do so.

- The boy's varsity and girl's varsity cheerleaders cheered for both boys' and girls' games but it was not divided equally. The boy's varsity cheerleaders cheered for boys 70% of the time and for the girls 30% of the time. The girl's varsity cheerleaders did the opposite (70% girls' games, and 30% boys' games). This will be split equally during the 2002-2003 school year and the names of the squads have been changed to "Red" and "White".

BOOSTER CLUBS – The Title IX committee has worked on booster club guidelines and will continue to do so during the spring of 2002. The plan is for these guidelines to be completed by summer of 2002 and implemented during the 2002-2003 school year.

A handwritten signature in black ink, appearing to be 'MKB', followed by a horizontal line extending to the right.

2001-2002 INTERSCHOLASTIC ATHLETICS SURVEY

Summary Of Student Responses

School Name: George Rogers Clark H.S.
 School Enrollment: 1,379
 Date: 4-10-02
 Completed By: Mike Henderson

Instructions:

1. Summarize the Student Athletics Interest Surveys Form T-61 by listing the total number of responses on the line next to each sport.
2. Under the Other Category please provide a listing of the sports as well as the number of students who are interested in participating.
3. Please sign and date the Summary Form (T-63) and mail the Summary Form only to the KHSAA by April 15, 2002. Do not mail the student surveys (Form T-61). However, these Forms should be maintained in your files in the event they are requested subsequently.

535 Number of Surveys
535 Total Returned
9-12 Grades Surveyed

How Was The Survey Administered? Randomly Chosen 4th block classes

Fall Sports (List Total Number of Participation Responses)

15 Cross Country (Girls)
17 Cross Country (Boys)
31 Field Hockey (Girls)
123 Football (Boys)
27 Golf (Girls)
48 Golf (Boys)
59 Soccer (Girls)
42 Soccer (Boys)
87 Volleyball (Girls)
15 Volleyball (Boys)

Winter Sport (List Total Number of Participation Responses)

49 Basketball (Girls)
103 Basketball (Boys)
55 Gymnastics (Girls)
 33 { Indoor Track (Girls)
 Indoor Track (Boys)
62 Swimming & Diving (Girls)
42 Swimming & Diving (Boys)
66 Wrestling (Boys)

Spring Sport (List Total Number of Participation Responses)

| | |
|------------|-----------------------------|
| <u>100</u> | Baseball (Boys) |
| <u>38</u> | Fast Pitch Softball (Girls) |
| <u>29</u> | Slow Pitch Softball (Girls) |
| <u>75</u> | Tennis (Girls) |
| <u>34</u> | Tennis (Boys) |
| <u>39</u> | Track (Girls) |
| <u>36</u> | Track (Boys) |

Other Sports (From Student Survey T-61 Question 10)

| *Name of Sport | Number of Students Interested In Participating |
|----------------------------|--|
| <u>Lacrosse</u> | <u>15</u> |
| <u>Swimming - All Year</u> | <u>15</u> |
| <u>Volleyball - Spring</u> | <u>3</u> |
| <u>Fishing</u> | <u>3</u> |
| <u>Hunting</u> | <u>3</u> |
| <u>Field Hockey</u> | <u>3</u> |
| _____ | _____ |
| _____ | _____ |

*Only sports listed with 3 or more responses.

Number of Students who participate in Intramural Sports.

(From Student Survey T-61 Question 5)

| Sport | Number |
|-------|----------|
| _____ | <u>0</u> |
| _____ | _____ |
| _____ | _____ |
| _____ | _____ |
| _____ | _____ |

List Intramural Sports students are interested in adding:

(From Student Survey T-61 Question 6)

| Sport | Number |
|-------------------|----------|
| <u>Swimming</u> | <u>5</u> |
| <u>Baseball</u> | <u>3</u> |
| <u>Volleyball</u> | <u>3</u> |
| <u>Rugby</u> | <u>3</u> |
| _____ | _____ |
| _____ | _____ |

Participation in Non-School Sports Activities
(From Student Survey T-61 Question 7)

| * Sport | Number |
|------------|--------|
| Volleyball | 2 |
| Basketball | 14 |
| Softball | 3 |
| Baseball | 5 |
| Tennis | 2 |
| Soccer | 3 |

*Sports listed had 2 or more responses.


Reasons for not participating in interscholastic athletics.
(From Survey Question 8)

| Response | Number |
|---|--------|
| 33 I prefer other activities such as band, chorus, etc. | |
| 156 I don't have time | |
| 38 The practice schedules and game times are inconvenient | |
| 52 The sport I like isn't offered | |
| 26 It's too expensive | |
| 16 I prefer to participate in club or intramural sports | |
| 84 Working | |
| 89 Other | |

Student Suggestions to encourage participation


Principal's Signature

4/12/02
Date



GEORGE ROGERS CLARK HIGH SCHOOL

620 Boone Avenue
Winchester, Kentucky 40391-2398
(859) 744-6111 • Fax (859) 745-2418



To: Kentucky High School Athletic Association

From: Jackie McCloud, Athletic Director
George Rogers Clark High School

808-2001

Date: September 19, 2002

Re: 2001 – 2002 Annual Report Forms Submission

Enclosed please find our corrected forms from the 2001-2002 Annual Report. If you have any questions please feel free to call Jackie McCloud or Jill Stout at (859) 744-6111.

School Name: George Rogers Clark 2001-2002
 School Year: _____ TITLE IX
 Principal's Signature: _____
 Date: _____

CORRECTIVE ACTION PLAN

To complete this form, indicate the intended area which needs corrective action, the suggested change and time table for implementation. You may copy this form as needed. Please attach corrective action plans along with audit forms and submit by April 15, 2002.

| ITEM FOR CORRECTION | SUGGESTED CHANGE | TIME TABLE FOR CORRECTIVE ACTION |
|---------------------------------------|---|---|
| Participation Opportunities for Women | - Interscholastic Volleyball | Fall 2002 |
| Financial Support - Boosters Clubs | - Develop guidelines for Booster Club Spending - Booster Club Spending will be kept on file. | Spring 2002 - Develop Guidelines Summer 2002 - Provide Guidelines to Booster Clubs 2002-2003 School year - Implement Booster Spending Guidelines |
| | | |
| | | |
| | | |
| | | |

▪ An explanation (status report) is needed for all areas identified previously as items for correction as well as all areas currently identified as items for correction. This form shall be typed.

Principal's Signature: John Athani Date: 9/19/02

Kathryn...
 G = 35%
 B = 65%

...
 G = 49%
 B = 51%

**2001-2002
 BUDGETED AND ACTUAL EXPENDITURES - PROGRAM COMPARISON CHART
 TO INCLUDE BOOSTER CLUB FUNDING**

| | equipment and supplies | | travel | | awards | | coaches' salaries (to include supplemental and extended employment) | | facilities improvements | | publications (if sport-specific) | |
|-----------------|------------------------|--------|--------|---|--------|---|---|---|-------------------------|---|----------------------------------|---------------------|
| | B | E | B | E | B | E | B | E | B | E | B | E |
| G basketball | 4,340 | 1,337 | 250 | | 15,235 | | 1,000 | | 50 | | 50 | KEY CHAIN SCHEDULES |
| B basketball | 5,165 | 2,447 | 250 | | 15,521 | | 3,000 | | 50 | | 50 | |
| G softball | 2,811 | 8,544 | 125 | | 5,191 | | 1,000 | | 50 | | 50 | |
| B baseball | 4,000 | 9,260 | 125 | | 5,191 | | 16,000 | | 50 | | 50 | |
| G cross country | | | | | | | | | | | | |
| B cross country | | | | | | | | | | | | |
| G golf | 1,536 | 827 | 400 | | 815 | | | | 50 | | 50 | KEY CHAIN SCHEDULES |
| B golf | 3,390 | 3,258 | 600 | | 815 | | | | 50 | | 50 | |
| G soccer | 2,800 | 11,397 | 150 | | 5,867 | | 600 | | 50 | | 50 | |
| B soccer | 3,349 | 5,894 | 150 | | 6,975 | | 600 | | 50 | | 50 | |
| G swimming | | | | | | | | | | | | |
| B swimming | | | | | | | | | | | | |

(34%) G = 12,667 (38%)
 (60%) B = 24,329 (61%)
 "B" is for budgeted dollar amounts and "E" is for actual dollar expenditures. Expenditures should include items provided by third parties such as Booster Clubs.
 99,405
 36,976
 Principal's Signature: [Signature] Date: 4/12/02
 (35%) G = 28,738 (99%)
 (65%) B = 54,516 (91%)
 G = 2,600 (99%)
 B = 25,600 (91%)
 G = 200 (44%)
 B = 250 (56%)
 28,200

Total
 G = 45,195 (30%)
 B = 106,048 (70%)

2001-2002

KHSA
Form 13
REV. 07/01

**BUDGETED AND ACTUAL EXPENDITURES - PROGRAM COMPARISON CHART 2
TO INCLUDE BOOSTER CLUB FUNDING**

| Teams | equipment and supplies | | travel | | awards | | coaches' salaries (to include supplemental and extended employment) | | facilities improvements | | publications (if sport-specific) | |
|----------------|------------------------|--------|--------|---|--------|---|---|---|-------------------------|---|----------------------------------|---------------------|
| | B | E | B | E | B | E | B | E | B | E | B | E |
| G track | 500 | 197 | | | 100 | | 815 | | | | | |
| B track | 500 | 197 | | | 100 | | 815 | | | | | |
| G tennis | 680 | 141 | | | 75 | | 815 | | | | | |
| B tennis | 680 | 141 | | | 75 | | 815 | | | | | |
| G volleyball | | 3609 | | | | | | | | | | |
| B wrestling | | | | | | | | | | | | |
| G (list sport) | | | | | | | | | | | | |
| B (football) | 7,245 | 18,157 | | | 250 | | 24,184 | | 6,000 | | 50 | KEY CHAIN SCHEDULES |
| G (list sport) | | | | | | | | | | | | |
| B (list sport) | | | | | | | | | | | | |

"B" is for budgeted dollar amounts and "E" is for actual dollar expenditures. Expenditures should include items provided by third parties such as Booster Clubs.

Principal's Signature: *W. A. Hed* Date: 4/12/02

2001-2002 KHSAA TITLE IX ATHLETICS AUDIT

KHSAA
Form T41
Rev. 11/01

Checklist - Overall Interscholastic Athletics Program

| Areas of Compliance | ADVANTAGE TO (Respond based on Internal Evaluation by checking the appropriate column.) | | |
|--|---|------------------|--------------------|
| | GIRLS' PROGRAM | BOYS' PROGRAM | NEITHER PROGRAM |
| BENEFITS | | | |
| Equipment and Supplies | | | ✓ |
| Scheduling of Games and Practice Time | | | ✓ |
| Travel and Per Diem Allowances | | | ✓ |
| Coaching | | | ✓ |
| Locker Rooms, Practice and Competitive Facilities | | | ✓ |
| Medical and Training Facilities and Services | | | ✓ |
| Publicity | | | ✓ |
| Support Services | | | ✓ |
| Athletic Scholarships | | | ✓ |
| Tutoring | | | ✓ |
| Housing and Dining Facilities and Services | | | ✓ |
| Recruitment of Student Athletes | | | ✓ |

Principal's Signature: _____ **Date:** _____

Kentucky High School Athletic Association

November 20, 2001

Clark County Schools
1600 West Lexington Avenue
Winchester, Kentucky 40391


Attn: Robert E. Lee, Superintendent

Dear Mr. Lee:

Thank you for your letter regarding your current plan to help promote your boys and girls athletics teams through cheerleader coverage. The plan you outlined previously to me appears to be fair and equitable and supports boys and girls teams in a fair manner. As I mentioned to you in our telephone conversation there is more than one way to work towards compliance under the "publicity" component of Title IX.

In your letter you mentioned a meeting with some of your parents to clarify issues regarding Cheerleading and Title IX. Please feel free to give me a call if you feel it is necessary to schedule a meeting.

Sincerely,



Brigid L. DeVries
Executive Assistant Commissioner

FAX TRANSMISSION

GEORGE ROGERS CLARK HIGH SCHOOL
620 BOONE AVENUE
WINCHESTER, KY 40391
859-744-6111
FAX - 859-745-2418

TO: KHSAA DATE: 10/9/01

ATTN: Lynda PAGES: Including cover sheet.

FAX # 859-293-5999

FROM: Mike Henderson GRC

SUBJECT: _____

COMMENTS: Please add to our gender equity
file George Rogers Clark HS
Thanks

Mike Henderson